

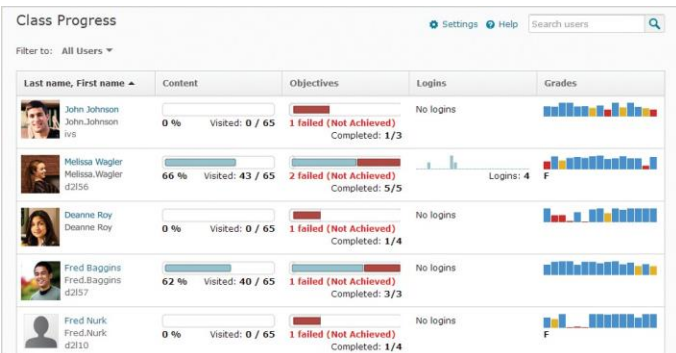
## Class and User Progress Guide

### WHAT IS THE USER PROGRESS TOOL?

How valuable would it be to have predictive practices in place so that you can access early warning about learners who may be getting off track?

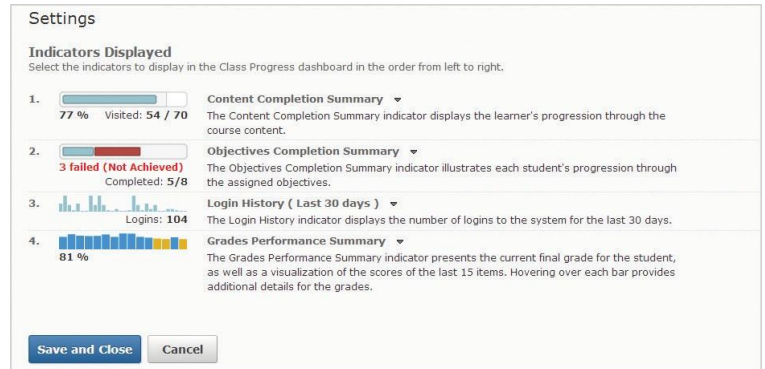
The User Progress tool provides instructors with a high level view of student performance across the entire class and through four indicators of performance all at the instructor's fingertips making predictive practices and preventing student disengagement a priority.

Access the Class Progress tool via the User Progress tool.



### FOUR INDICATORS OF PROGRESS

Each course can select four indicators of progress for which they can use to monitor how students are performing in their class. These progress indicators can be easily changed or reordered through **Settings**. Each indicator has a visualization to highlight overall progress, recent activity, and calls attention to areas of concern, so instructors can develop plans for getting students on track.



### INDICATORS

Instructors can hover over a visualization to get more details. Clicking an indicator allows instructors to drill into the details of tool progress for the user in the course, and is an entry point into the User Progress tool where they can look at summaries and details of tools, navigating between users and courses if they have permission.

Available Indicators include:

- Checklist
- Discussions
- Login History
- Surveys
- Objectives
- Content
- Grades
- Assignments
- Quizzes

### USER STORY

Mr. Kerr is a history teacher with 20 students in his class. In preparation for midterms, he utilizes the information in User Progress to determine areas of focus for review to better prepare his class for summative assessment, and determines students who need additional support in specific areas. Students are able to check their progress and prepare for the midterm by identifying personal areas for review.

## INDICATORS IN DETAIL

### Checklist

Displays how far the learner has progressed through the checklists in the course. Items due within the next 7 days are highlighted and represents where they could be.

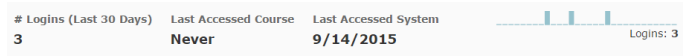
### Discussions

Presents the key indicators of engagement for each user across all discussions, including the number of messages the student has read, the number of new posts the user has made, and the number of replies the user has made to other messages.



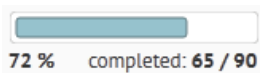
### Login History

Displays the number of logins to the system each day and summed as a total. Hovering over each bar provides details of each column, including date and number of sessions.



### Surveys

Displays how far the learner has progressed through the assigned surveys in the course.



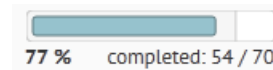
### Objectives

Illustrates how each student is progressing through the objectives assigned. The focus is on completed activities and both completed objectives and objectives needing remediation.



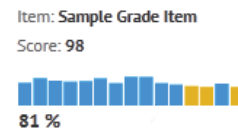
### Content

Displays how far the learner has progressed through the content in the course. Items made available to be user to view is highlighted and represents what they should be able to view based on the desired pace.



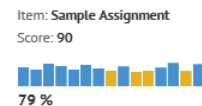
### Grades

Presents the current final grade as well as a visualization of the scores of the last 15 items. Hovering over each bar provides details of each column, including grade item name and score.



### Assignments

Presents the current average on all assignments as well as a visualization of the scores of the last 15 items. Hovering over each bar provides details of each column, including the assignment name and score.



### Quizzes

Presents the current average on all quizzes as well as a visualization of the scores of the last 15 items. Hovering over each bar provides details of each column including the quiz name and score.

#### WANT MORE INFORMATION?

Visit the Brightspace Community

(<https://community.brightspace.com>) or D2L

Resource Centre

(<https://documentation.desire2learn.com>) for videos, documents and other resources.

## About D2L

A global leader in EdTech, D2L is the creator of Brightspace, the world's first integrated learning platform. The company partners with thought-leading organizations to improve learning through data-driven technology that helps deliver a personalized experience to every learner, regardless of geography or ability. D2L's open and extensible platform is used by more than 1,100 clients and 13 million individual learners in higher education, K-12, healthcare, government, and the enterprise sector—including Fortune 1000 companies. The company has operations in the United States, Canada, Europe, Australia, Brazil, and Singapore.

© 2014 D2L Corporation.

The D2L family of companies includes D2L Corporation, D2L Ltd, D2L Australia Pty Ltd, D2L Europe Ltd, D2L Asia Pte Ltd, and D2L Brasil Soluções de Tecnologia para Educação Ltda.

Brightspace, D2L, and other marks ("D2L marks") are trademarks of D2L Corporation, registered in the U.S. and other countries. Please visit [D2L.com/trademarks](http://D2L.com/trademarks) for a list of other D2L marks.