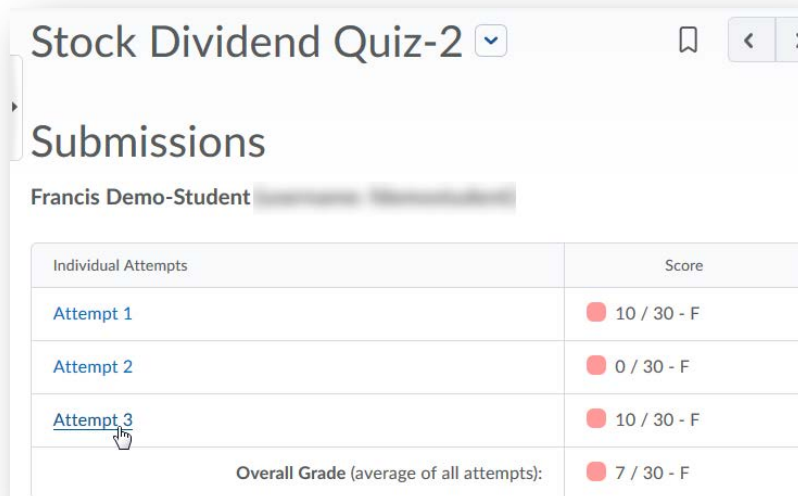
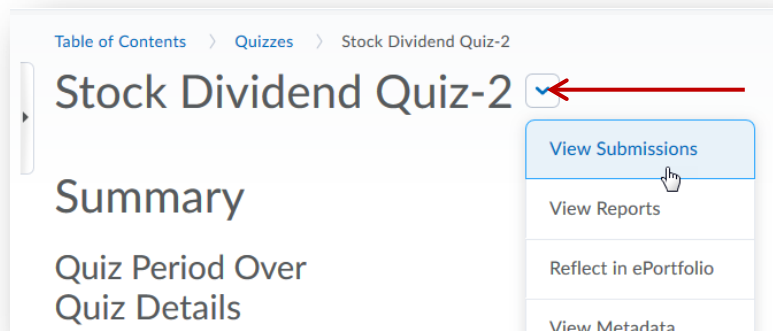
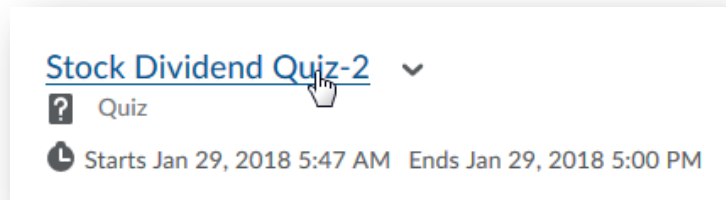


View Completed Test Submissions

The instructor controls test options such as allowing students to see their score, the class average, what questions they got wrong, whether they can see the correct answers, etc. These options are called submission views. If the instructor has set up submission views, you can view your past quiz submission by doing **one of the following from the Quizzes tool**:

Option 1: Click on the name of the quiz, click the Submissions tab, and click on the attempt you wish to view.

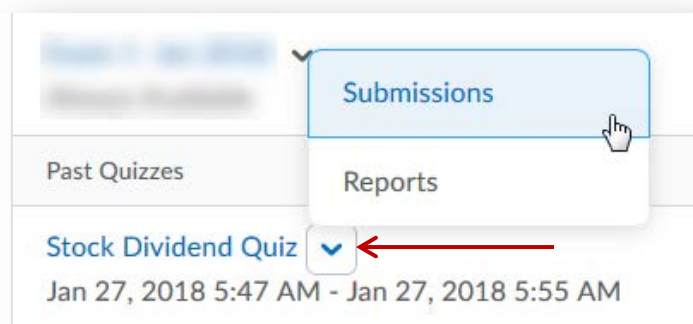
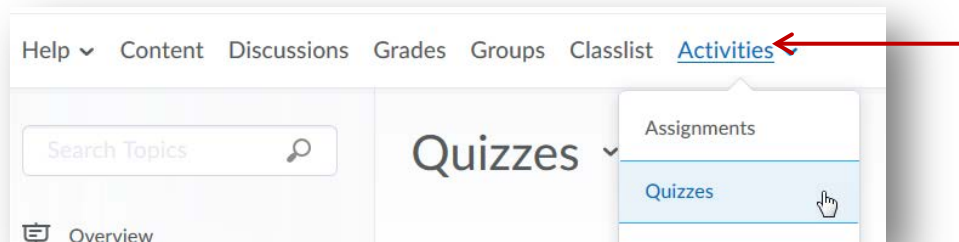


A screenshot of the 'Submissions' page for 'Stock Dividend Quiz-2'. The page title is 'Stock Dividend Quiz-2' with a dropdown arrow. Below the title, there is a 'Submissions' section. The student name is 'Francis Demo-Student'. Below the student name, there is a table with two columns: 'Individual Attempts' and 'Score'. The table has four rows: 'Attempt 1', 'Attempt 2', 'Attempt 3', and 'Overall Grade (average of all attempts)'. A mouse cursor is pointing at 'Attempt 3'.

Individual Attempts	Score
Attempt 1	10 / 30 - F
Attempt 2	0 / 30 - F
Attempt 3	10 / 30 - F
Overall Grade (average of all attempts):	7 / 30 - F

Note: Refer to page 3 for information on viewing submissions for tests that required Respondus LockDown Browser.

Option 2: Select Quizzes from the Activities menu. Click on the drop-down arrow beside the quiz name, select Submissions, and click on the attempt you wish to view.



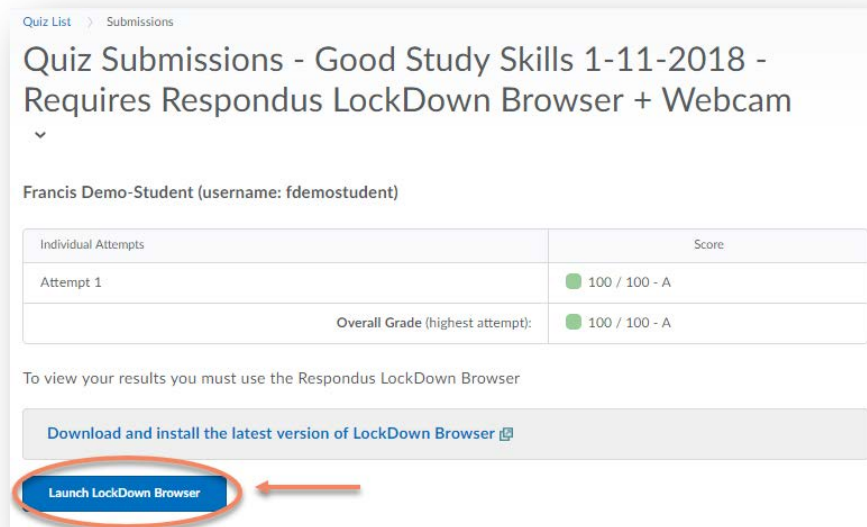
Individual Attempts	Score
Attempt 1	20 / 30 - D
Overall Grade (highest attempt):	20 / 30 - D

Note: Refer to page 3 for information on viewing submissions for tests that required Respondus LockDown Browser.

Respondus LockDown Browser (RLDB)

Your professor may have required you to use Respondus LockDown Browser (RLDB) to take your test. If you were required to use RLDB to take the test you will have to launch RLDB to view the attempt(s).

Follow the option 1 or option 2 instructions above to get to the view submissions page. Once on the view submissions page, you will click on the **Launch LockDown Browser** link.



Quiz List > Submissions

Quiz Submissions - Good Study Skills 1-11-2018 - Requires Respondus LockDown Browser + Webcam

Francis Demo-Student (username: fdemostudent)

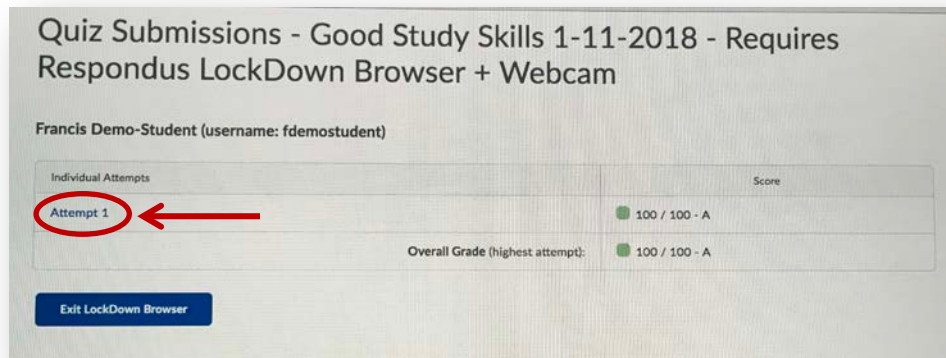
Individual Attempts	Score
Attempt 1	100 / 100 - A
Overall Grade (highest attempt):	100 / 100 - A

To view your results you must use the Respondus LockDown Browser

[Download and install the latest version of LockDown Browser](#)

Launch LockDown Browser

Once RLDB is launched, your attempt link(s) should be clickable. Click on the link for the attempt you would like to view.



Quiz Submissions - Good Study Skills 1-11-2018 - Requires Respondus LockDown Browser + Webcam

Francis Demo-Student (username: fdemostudent)

Individual Attempts	Score
Attempt 1	100 / 100 - A
Overall Grade (highest attempt):	100 / 100 - A

[Exit LockDown Browser](#)

To exit and return back to Brightspace, click on the Exit LockDown Browser button.