





# Instructor Annotations for Brightspace Assignments

Early Access Program

## Contents

Make Annotations for Assignments Available.....	2
Annotation Tool Bar.....	2
Annotation Features.....	3
How-to-Video.....	5
Question or Feedback?.....	5

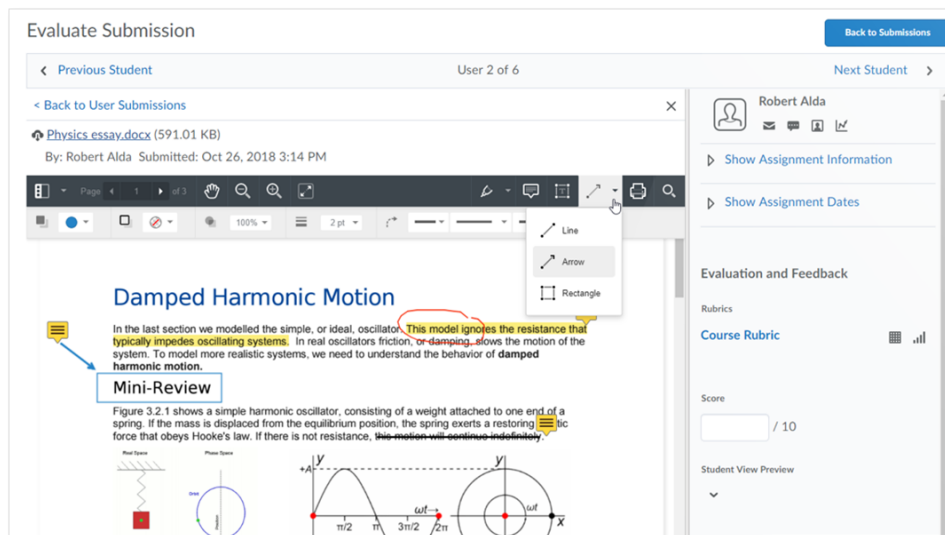
## Make Annotations for Assignments Available

1. From the  **Admin Tools** menu, click **Config Variable Browser**.
2. Navigate to the **d2l.Tools.System.Features.Annotations** configuration variable
3. Click the  **Edit** the **System Value**, turn the variable on, and click **Save**.

**Note:** Override values can be set in the Config Variable Browser to restrict Instructor Annotations to specific Courses. This allows administrators to limit who has access to this tool.

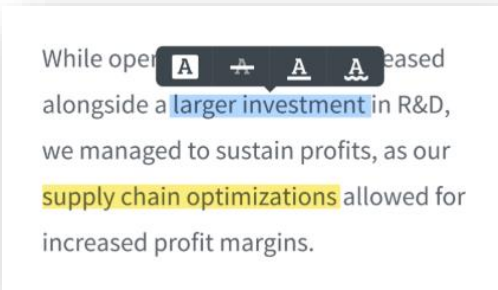
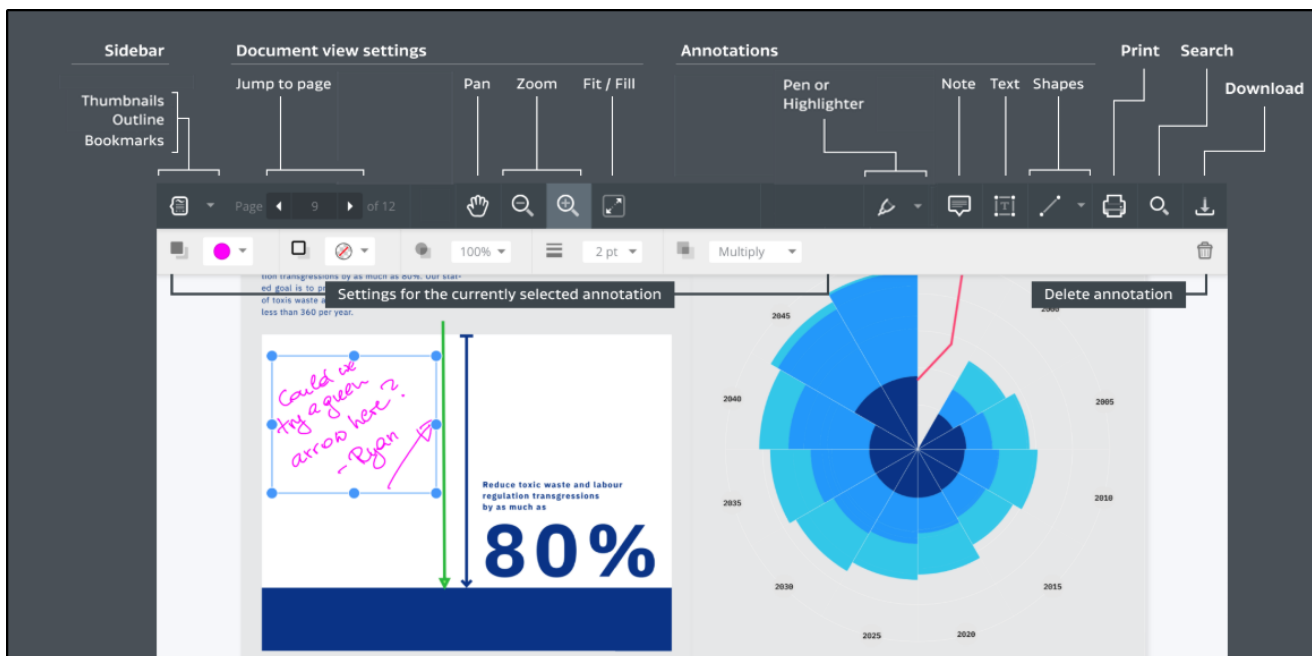
## Annotation Tool Bar

Once you have enabled Instructor Annotations for Assignments, all submissions will automatically load with the new Annotations Tool bar within the Evaluation Submission screen.



## Annotation Features

There are many features available for Instructors within the Annotations tool bar when leaving inline contextual feedback for students:

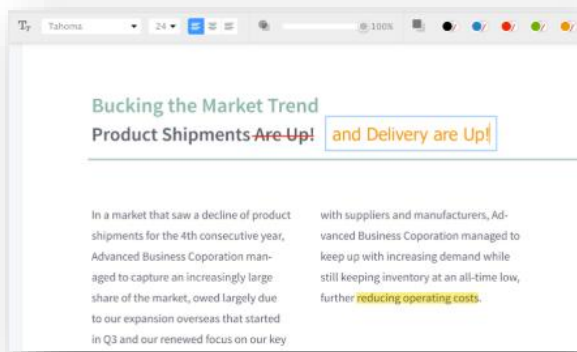
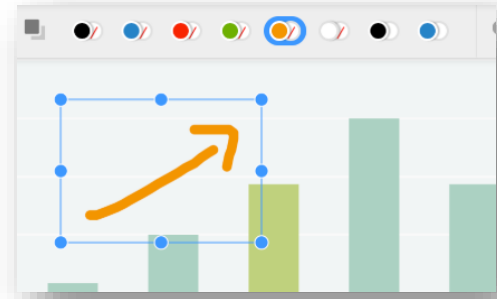


### Text Highlighting

Easily mark up text on a document via an intuitive highlight menu with support for highlighting, strikethrough, and underlining

## Freehand Drawing

Draw anywhere on a document. Move and resize, and change appearance — including color, thickness, and opacity.

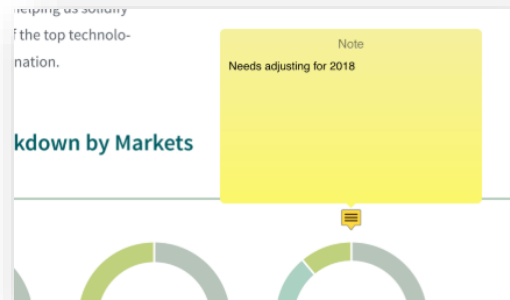


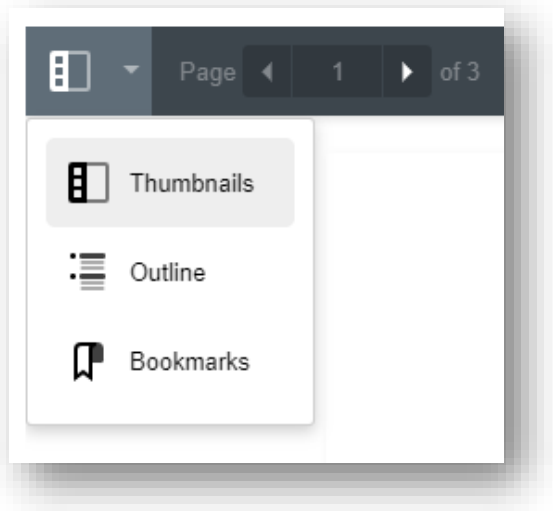
## Text Annotation

Add text anywhere on a document. Move and resize, and change appearance — including font, size, alignment, and color.

## Note Annotation

Add longer comments, which can be collapsed or expanded, to a document. Change appearance with a variety of shapes and colors





## Sidebar

Choose from three sidebar options — Thumbnails, Outline, or Bookmarks — to get an overview of the content in a document. Show and hide the sidebar at any time, resize it, or expand it into a full gallery view.

## How-to-Video

Please take a few moments to watch [this video](#) to see these features in action!

## Question or Feedback?

We'd love to hear from you! If you have any questions, comments or feedback about your use of Annotations in Brightspace Assignments, please contact us via [earlyaccessannotations@D2L.com](mailto:earlyaccessannotations@D2L.com)

## About D2L

D2L is the software leader that makes learning experiences better. The company's cloud-based platform is easy to use, flexible, and smart. With Brightspace, organizations can personalize the experience for every learner to deliver real results. The company is a world leader in learning analytics: its platform predicts learner performance so that organizations can take action in real-time to keep learners on track. Brightspace is used by learners in higher education, K-12, and the enterprise sector, including the Fortune 1000. D2L has operations in the United States, Canada, Europe, Australia, Brazil, and Singapore.

### Contact Us

**Phone:** 1-519-772-0325 (Worldwide)

**Toll Free:** 1-888-772-0325 (North America)  
+44-203-695-8580 (United Kingdom and Europe)  
0-800-452-069 (New Zealand)  
1-800-778-631 (Australia)  
0-800-891-4507 (Brazil)

**Fax:** 1-519-772-0324

**Email:** [ContactUs@D2L.com](mailto:ContactUs@D2L.com)

**Facebook:** [facebook.com/D2LInc](https://facebook.com/D2LInc)

**Twitter:** @D2L

**Web:** [www.D2L.com](http://www.D2L.com)

© 2017 D2L Corporation.

The D2L family of companies includes D2L Corporation, D2L Ltd, D2L Australia Pty Ltd, D2L Europe Ltd, D2L Asia Pte Ltd, and D2L Brasil Soluções de Tecnologia para Educação Ltda.

All D2L marks are trademarks of D2L Corporation. Please visit [D2L.com/trademarks](http://D2L.com/trademarks) for a list of D2L marks.